

VEXE


PERFORATED GRILLES

INSTALLATION / FASTENING GUIDES

F FRAME




DROP-IN FRAME WITH FIXED CORE ONLY.



B FRAME



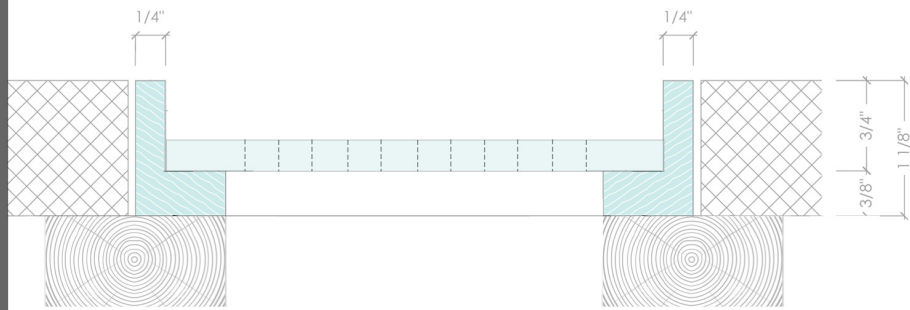
DROP-IN FRAME WITH BEVELED EDGE FOR LOWER PROFILE APPEARANCE, AND ALSO A REDUCED TRIP HAZARD. FIXED CORE ONLY.



i FRAME



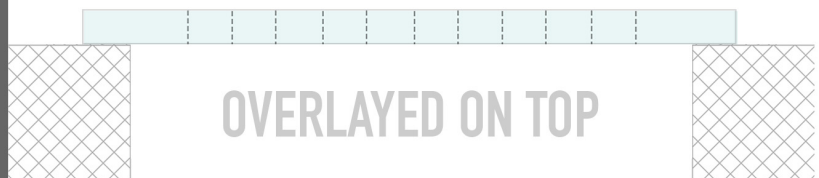
INSET FLUSH FRAME MOUNT WITH A REMOVABLE CORE OPTION. CONTRACTOR NEEDS TO PREPARE OPENING CAREFULLY.



CORE ONLY (NO FRAME)




NO FRAME / CORE ONLY FOR INSET APPLICATION. CONTRACTOR NEEDS TO PREPARE OPENING OR CUSTOM BUILD A FRAME.



F FRAME




DROP-IN FRAME WITH FIXED CORE ONLY.



B FRAME



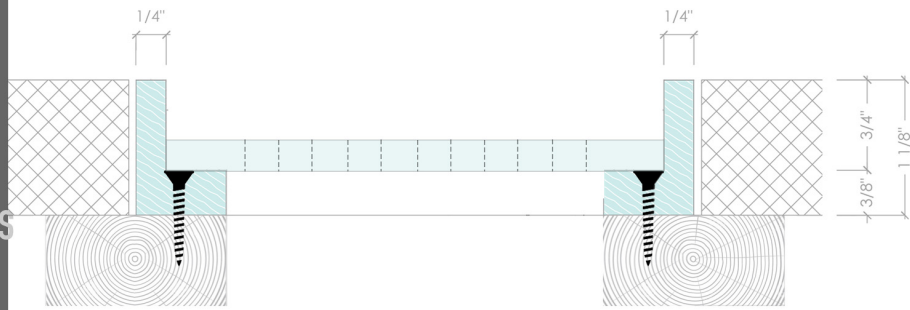
DROP-IN FRAME WITH BEVELED EDGE FOR LOWER PROFILE APPEARANCE, AND ALSO A REDUCED TRIP HAZARD. FIXED CORE ONLY.



i FRAME



INSET FLUSH FRAME MOUNT WITH A REMOVABLE CORE OPTION. CONTRACTOR NEEDS TO PREPARE OPENING CAREFULLY.



CORE ONLY (NO FRAME)



NO FRAME / CORE ONLY FOR INSET APPLICATION. CONTRACTOR NEEDS TO PREPARE OPENING CAREFULLY OR BUILD CUSTOM FRAME.

